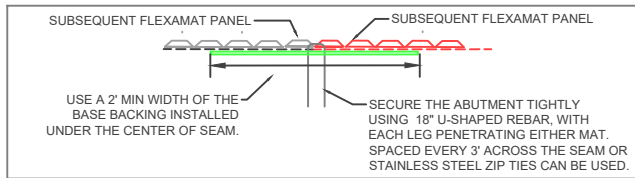
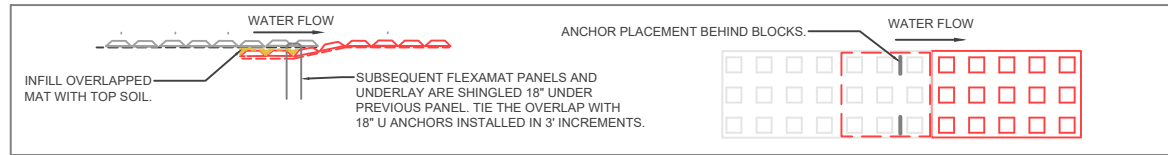


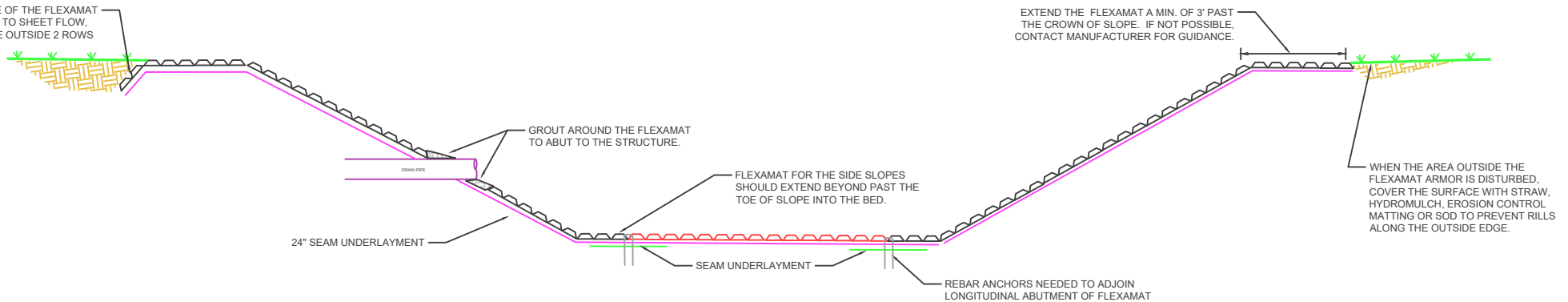
LONGITUDINAL ABUTMENTS



TRANVERSE OVERLAPS



IF THE EDGE OF THE FLEXAMAT IS EXPOSED TO SHEET FLOW, RECESS THE OUTSIDE 2 ROWS OF BLOCKS.



CONSTRUCTION NOTES:

1. AN ENGINEER OR MANUFACTURERS REPRESENTATIVE SHALL BE ONSITE FOR THE START OF THE INSTALLATION.
2. GRADE THE SITES SO THAT WATER WILL NOT FLOW ABOVE, BELOW, OR AROUND THE OUTSIDE OF THE AREA PROTECTED WITH FLEXAMAT. ALL SUBGRADE SURFACES PREPARED FOR PLACEMENT OF MATS SHALL BE SMOOTH AND FREE OF ALL ROCKS, STICKS, ROOTS, OTHER PROTRUSIONS, OR DEBRIS OF ANY KIND.
3. APPLY SITE SPECIFIC SEED, INCLUDING NATIVE GRASSES DIRECTLY TO THE PREPARED SOIL PRIOR TO FLEXAMAT INSTALLATION.
4. FLEXAMAT ROLLS ARE AVAILABLE IN WIDTHS OF 4', 5.5', 8', 10', 12', & 16'. IT IS THE MANUFACTURERS RECOMMENDATION TO UTILIZE THE WIDEST MATS POSSIBLE TO REDUCE AN ABUNDANCE OF SEAMS OR OVERLAPS.
 - a. TO ACHIEVE WIDER WIDTHS, INSTALL MATS ADJACENT TO ONE ANOTHER. INSTALL ADDITIONAL UNDERLAYMENT UNDER ALL ADJOINING MATS. A MINIMUM OF 12" OF UNDERLAYMENT SHALL EXTEND UNDER EACH SIDE OF THE MAT AND DIRECTLY AGAINST THE SUBGRADE.
 - b. INSTALL 18" #3 REBAR U-ANCHORS OR STAINLESS STEEL ZIP TIES IN 3' INCREMENTS THE LENGTH OF THE LONGITUDINAL SEAM.
5. AT THE BEGINNING OF THE FLEXAMAT, TRANSITION THE INITIAL LEADING EDGE PROPERLY WITH EROSION MATTING OR SOD. IF EXPOSED TO CONCENTRATED FLOWS EMBED 18" VERTICALLY INTO THE SUBGRADE TO SERVE AS AN ANCHOR TRENCH. THE TRENCH SHALL BE FILLED AND COMPACTED WITH SUITABLE FILL OR OTHER (AS SPECIFIED BY EOR).
6. FOR ADDITIONAL SECTIONS OF MAT, OVERLAP THE DOWNSTREAM SECTION 18" WITH UPSTREAM SECTION OF MAT. PRIOR TO INSTALLING OVERLAP, FLIP UPSTREAM MAT BACK 24". EXCAVATE 2.25" OF SOIL 18" FROM END OF UPSTREAM MAT. DOWNSTREAM SECTION IS LAID IN THE SHALLOW TRENCH. LIGHTLY SPREAD TOPSOIL, SEED AND FERTILIZER OVER INITIAL EDGE. FLIP END OF UPSTREAM MAT OVER THE SOIL COVERED INITIAL LEADING EDGE OF DOWNSTREAM MAT.
7. INSTALL 18" U-ANCHORS IN 2' INCREMENTS ACROSS THE OVERLAP. INSTALL ANCHORS DIRECTLY BEHIND BLOCKS. "U" ANCHORS CONSIST OF #3 REBAR "U" ANCHOR WITH 18" LEGS.
8. AT THE END OF THE ARMORED CHANNEL, EMBED THE MAT 18" IN A TERMINATION TRENCH. FILL AND COMPACT TERMINATION TRENCH WITH SOIL (DETERMINED BY EOR).

FLEXAMAT INFORMATION

Manufacturer: Motz Enterprises, Inc.
 Product Name: Flexamat
 Address: 3153 Madison Road
 Cincinnati, OH 45209
 Telephone: 513-772-6689
 Email: info@Flexamat.com
 Website: www.Flexamat.com

**FLEXAMAT
 CHANNEL WIDER THAN 16'
 NTS**

