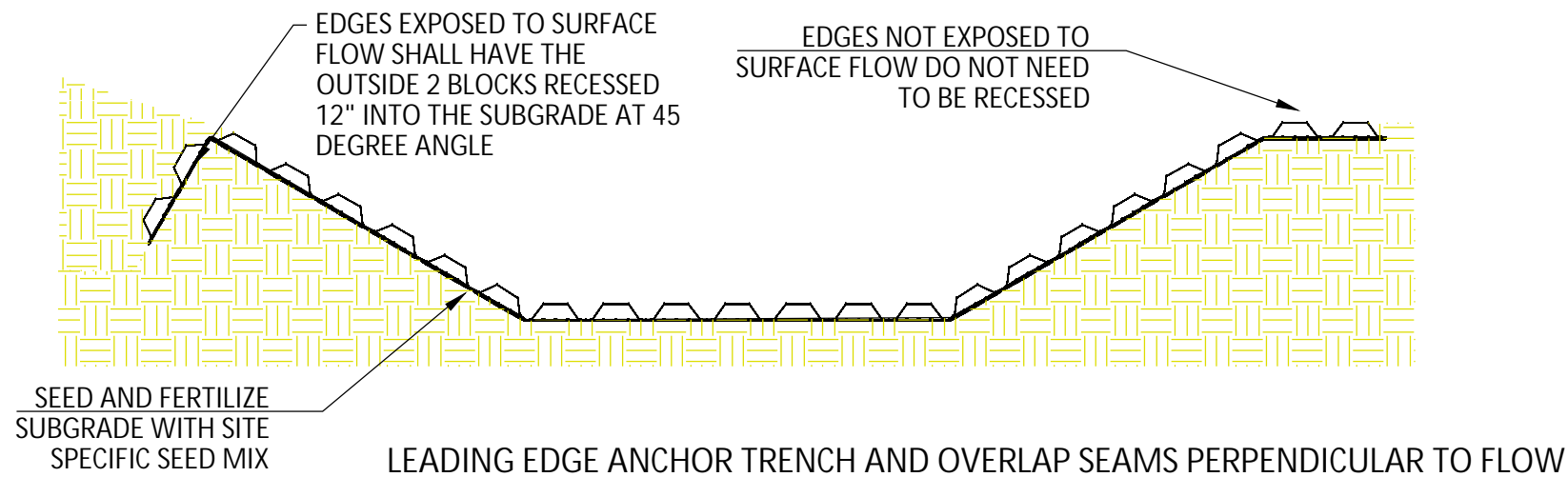
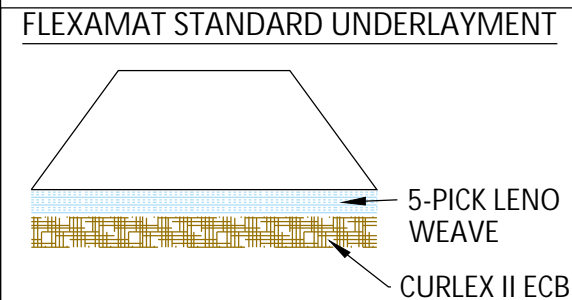
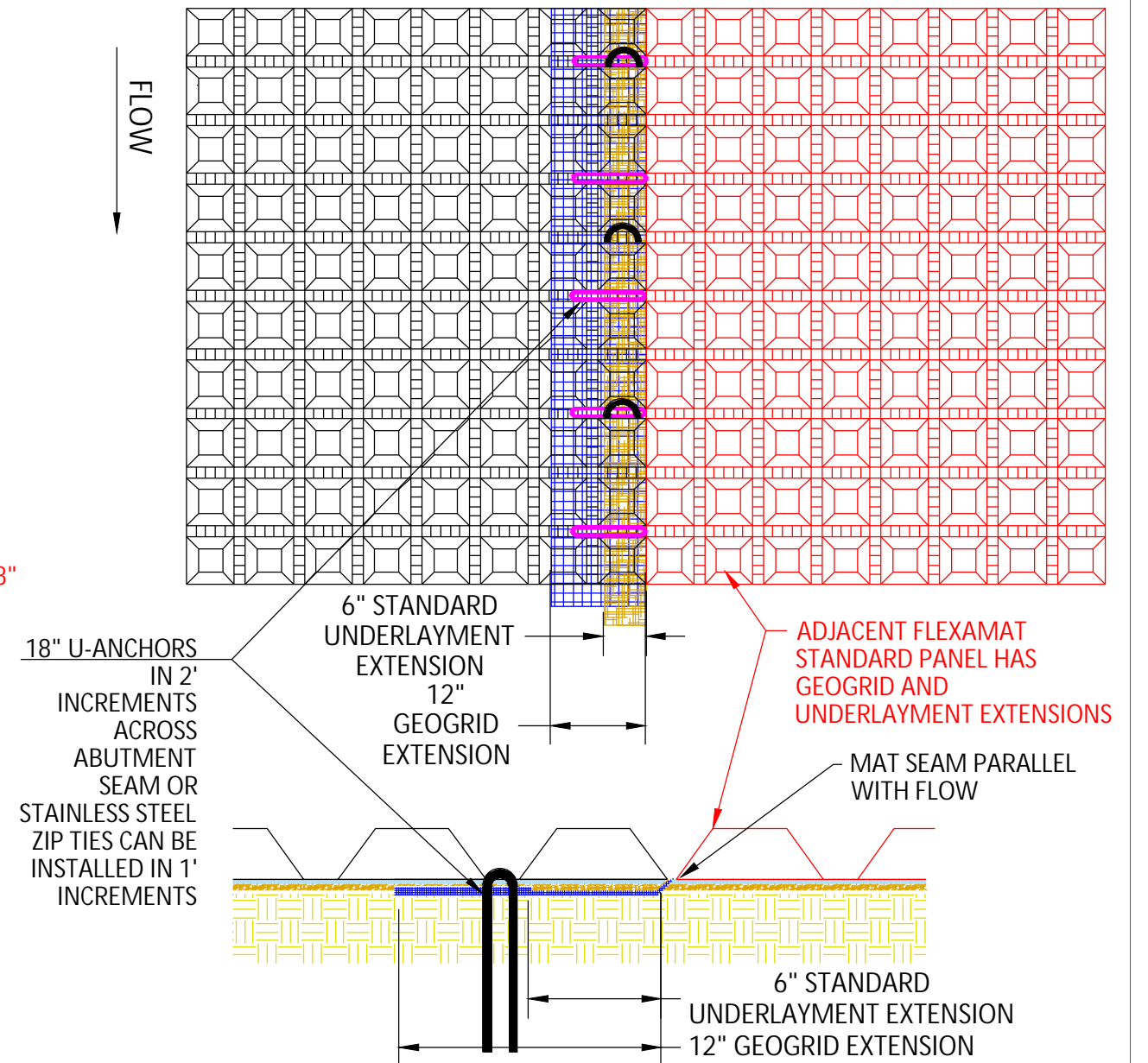


### METHOD FOR TREATING EDGES EXPOSED TO SURFACE SHEET FLOW



### ABUTMENT METHOD FOR WIDER THAN 16'



## FLEXAMAT STANDARD CHANNEL - LAYOUT PARALLEL TO FLOW

### CONSTRUCTION NOTES:

1. AN ENGINEER OR MANUFACTURERS REPRESENTATIVE SHALL BE ONSITE FOR THE START OF THE INSTALLATION.
2. GRADE CHANNEL SO THAT WATER WILL FLOW DOWN CENTER OF THE CHANNEL AND BE CONTAINED TO THE CHANNEL. ALL SUBGRADE SURFACES PREPARED FOR PLACEMENT OF MATS SHALL BE SMOOTH AND FREE OF ALL ROCKS, STICKS, ROOTS, OTHER PROTRUSIONS, OR DEBRIS OF ANY KIND.
3. PRIOR TO FLEXAMAT STANDARD INSTALLATION SEED AND FERTILIZE THE PREPARED SUBGRADE WITH SITE SPECIFIC SEED MIX AND IN ACCORDANCE WITH THE PROJECT PLANS AND SPECIFICATIONS.
4. INSTALL FLEXAMAT STANDARD ROLLS, USING THE WIDEST ROLLS POSSIBLE TO AVOID SEAMS.
  - 4.1. FOR CHANNELS THAT ARE WIDER THAN 16', INSTALL 15.5' WIDE FLEXAMAT STANDARD ROLLS THAT INCLUDE 12" GEOGRID EXTENSIONS WITH A 6" STANDARD UNDERLAYMENT EXTENSIONS. THESE SEAMS ARE PARALLEL WITH FLOW, THE ADJACENT MAT INSTALLED OVER THE EXTENSIONS. ENSURE GEOGRID AND STANDARD UNDERLAYMENT EXTENSIONS ARE LAYING FLAT ON SUBGRADE PRIOR TO INSTALLING ADJACENT MAT.
  - 4.2. SECURE THE ABUTMENT PARALLEL WITH FLOW BY INSTALLING 18" U-ANCHORS IN 2' INCREMENTS OR 20" STAINLESS STEEL ZIP TIES IN 1' INCREMENTS THROUGH THE EXTENSION OVERLAP. U ANCHORS OR ZIP TIES TO BE INSTALLED PERPENDICULAR TO FLOW. ZIP TIES SHALL ENCOMPASS 3 CORDS OF GEOGRID FROM EACH MAT.
5. FOR ADDITIONAL SECTIONS OF MAT, SECURE SEAM PERPENDICULAR WITH FLOW BY OVERLAPPING THE DOWNSTREAM SECTION 18" WITH UPSTREAM SECTION OF MAT. PRIOR TO INSTALLING OVERLAP, FLIP UPSTREAM MAT BACK 24". EXCAVATE 2.25" OF SOIL 18" FROM END OF UPSTREAM MAT. DOWNSTREAM SECTION IS LAID IN THE SHALLOW TRENCH. RETURN AND TAMP SOIL OVER INITIAL EDGE AND SEED. FLIP END OF UPSTREAM MAT OVER THE SOIL COVERED AND SEEDED INITIAL LEADING EDGE OF DOWNSTREAM MAT.
  - 5.1. SECURE OVERLAPS PERPENDICULAR TO FLOW BY INSTALLING 18" U-ANCHORS IN 2' INCREMENTS OR 20" STAINLESS STEEL ZIP TIES IN 1' INCREMENTS THROUGH THE OVERLAP. ZIP TIES SHALL ENCOMPASS 3 CORDS OF GEOGRID FROM EACH MAT.
6. AT THE INITIAL LEADING EDGE OF THE FLEXAMAT STANDARD ARMORED CHANNEL, EMBED THE MAT 18" IN A VERTICAL ANCHOR TRENCH. FILL AND COMPACT ANCHOR TRENCH WITH SUITABLE FILL. AT ENDING EDGE OF PROTECTION, EMBED THE MAT 18" IN A TERMINATION TRENCH. THE TRENCH SHALL BE FILLED AND COMPACTED WITH SUITABLE FILL, AS DETERMINED BY THE ENGINEER OF RECORD.

**MOTZ ENTERPRISES, INC.**

Flexamat

(513)772-6689

Info@Flexamat.com

Flexamat.com

