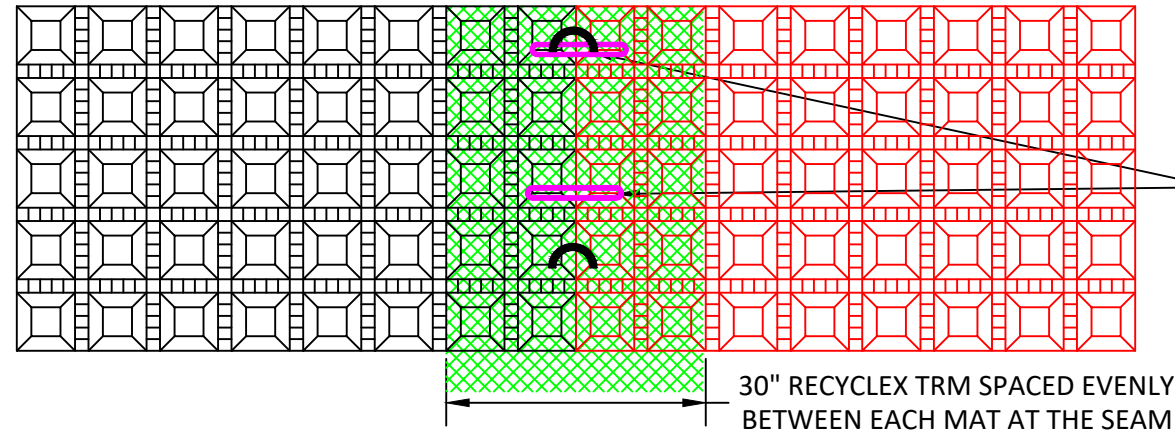
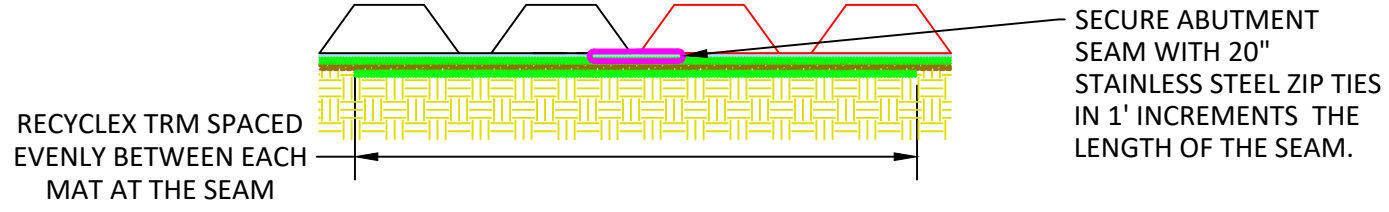


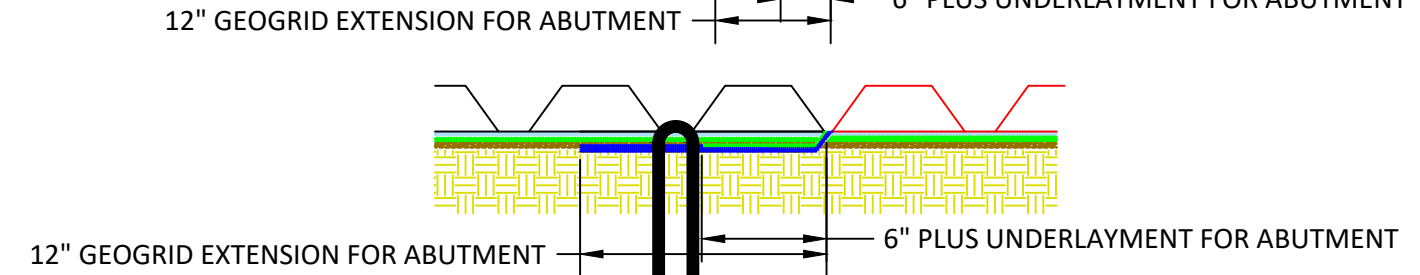
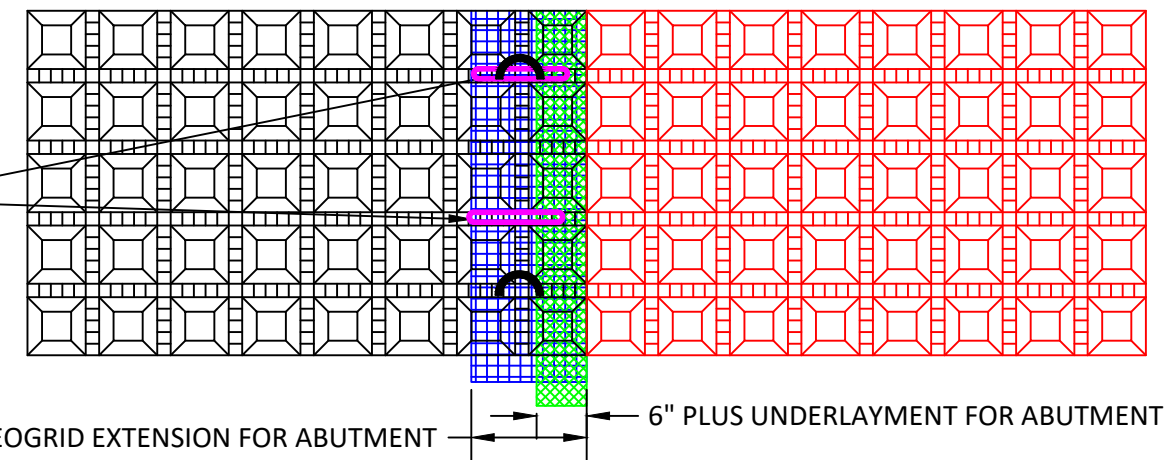
**ABUTMENT METHOD FOR SHORELINE WIDTH LESS THAN 16'**



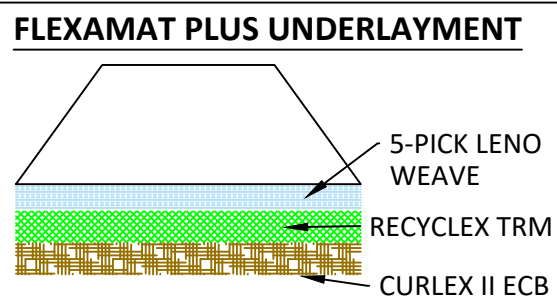
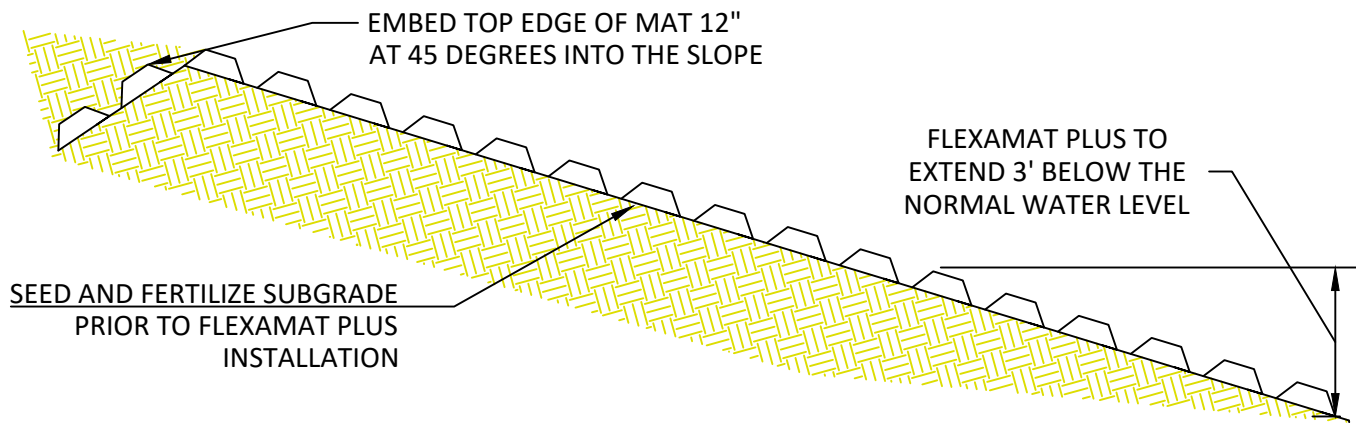
SECURE ABUTMENT SEAM WITH 20" STAINLESS STEEL ZIP TIES IN 1' INCREMENTS OR 18" U-ANCHORS IN 2' INCREMENTS THE LENGTH OF THE SEAM.



**ABUTMENT METHOD FOR SHORELINE WIDTH GREATER THAN 16'**



**PROFILE VIEW OF SLOPE AND ANCHOR TRENCH**



**FLEXAMAT PLUS - SHORELINE ARMORING**

**CONSTRUCTION NOTES:**

1. AN ENGINEER OR MANUFACTURERS REPRESENTATIVE SHALL BE ONSITE FOR THE START OF THE INSTALLATION.
2. ALL SUBGRADE SURFACES PREPARED FOR PLACEMENT OF MATS SHALL BE SMOOTH AND FREE OF ALL ROCKS, STICKS, ROOTS, OTHER PROTRUSIONS, OR DEBRIS OF ANY KIND.
3. PRIOR TO FLEXAMAT PLUS INSTALLATION, SEED AND FERTILIZE SUBGRADE WITH SITE SPECIFIC SEED MIX IN ACCORDANCE WITH THE PROJECT PLANS AND SPECIFICATIONS. .
4. INSTALL FLEXAMAT PLUS ROLLS, MATS SHALL BE CONTINUOUS FOR ENTIRE LENGTH OF SLOPE.
  - 4.1. MATTING SHALL EXTEND 3' BELOW ORDINARY WATER LEVEL.
5. AT MAT ABUTMENT SEAMS, INSTALL RECYCLEX TRM SEAMS EVENLY UNDER EACH MAT.
6. SECURE ABUTMENT SEAMS IN 2' INCREMENTS USING STAINLESS STEEL ZIP TIES OR #3 REBAR - 18" U-ANCHORS. ZIP TIES SHALL ENCOMPASS 3 CORDS OF GRID OF EACH ABUTTING MAT OR GEOGRID EXTENSION. U-ANCHORS SHALL ENCOMPASS 2 CORDS OF GEOGRID OF EACH ABUTTING MAT OR GEOGRID EXTENSIONS.
7. AT THE BEGINNING AND END OF THE SHORELINE PROTECTION, EMBED THE MAT 18" PAST THE ANTICIPATED SCOUR POINT. FILL AND COMPACT TERMINATION TRENCH WITH COHESIVE SOIL.
8. RECESS TOP TWO BLOCKS OF MAT INTO THE SLOPE.

**MOTZ ENTERPRISES, INC.**

**Flexamat**  
 (513)772-6689  
 Info@Flexamat.com  
 Flexamat.com

