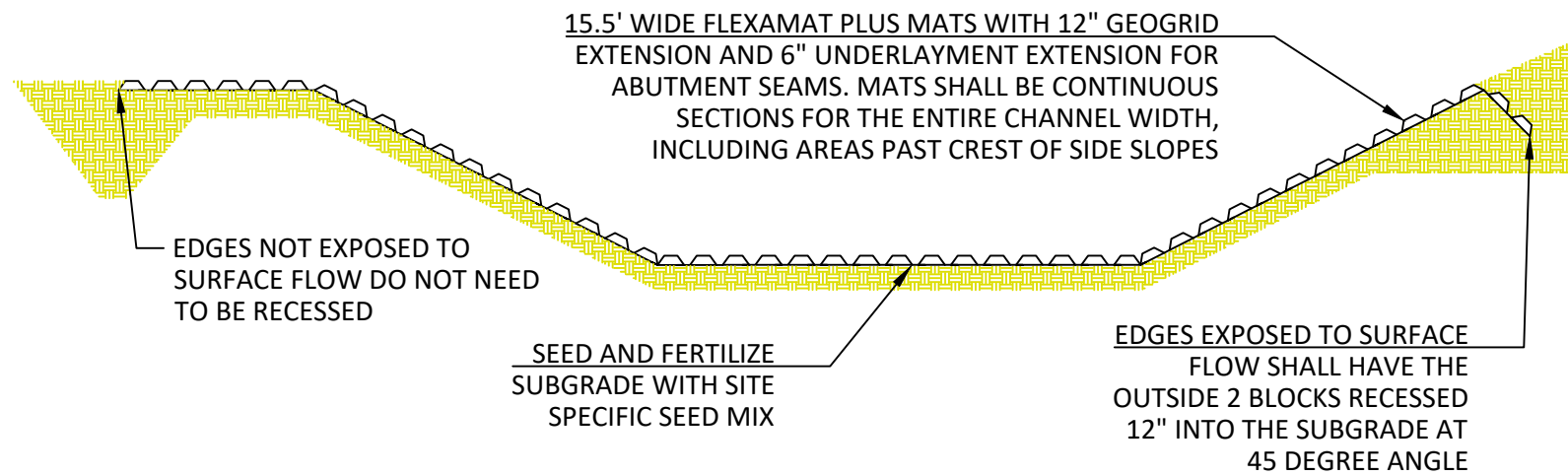
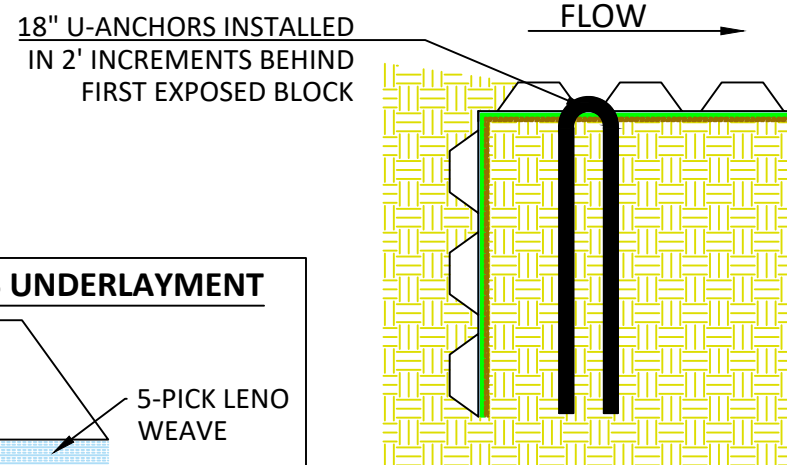


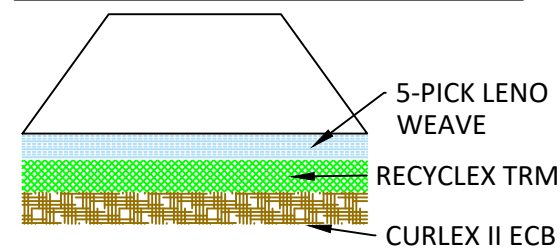
METHOD FOR TREATING EDGES EXPOSED TO SURFACE SHEET FLOW



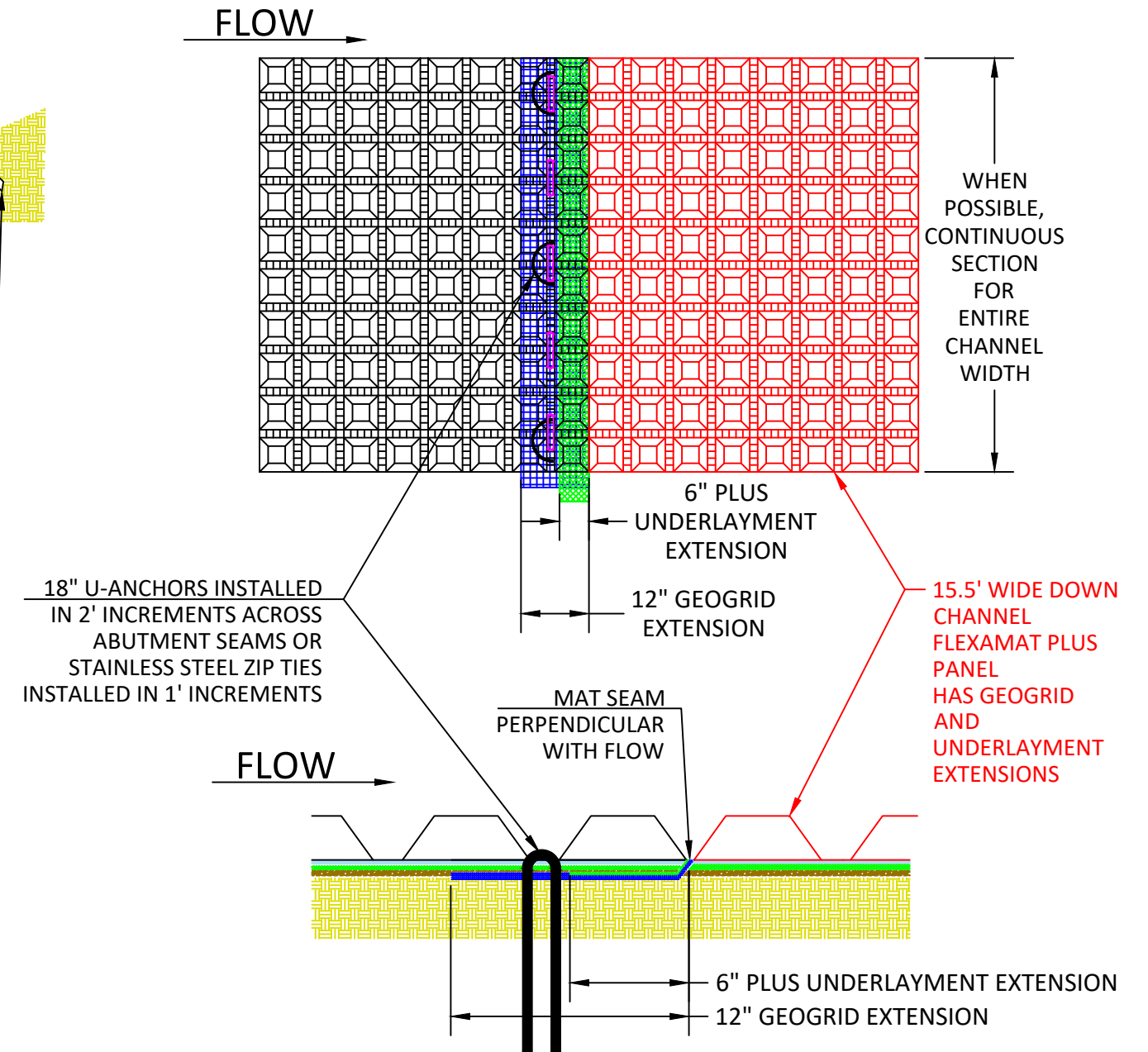
LEADING AND ENDING ANCHOR TRENCH



FLEXAMAT PLUS UNDERLAYMENT



ABUTMENT METHOD FOR SEAMS PERPENDICULAR WITH FLOW



FLEXAMAT PLUS - CHANNEL LAYOUT PERPENDICULAR TO FLOW

CONSTRUCTION NOTES:

1. AN AUTHORIZED MANUFACTURERS REPRESENTATIVE SHALL BE ONSITE FOR THE START OF THE INSTALLATION.
2. GRADE CHANNEL SO THAT WATER WILL FLOW DOWN CENTER OF THE CHANNEL AND BE CONTAINED TO THE CHANNEL. ALL SUBGRADE SURFACES PREPARED FOR PLACEMENT OF MATS SHALL BE SMOOTH AND FREE OF ALL ROCKS, STICKS, ROOTS, OTHER PROTRUSIONS, OR DEBRIS OF ANY KIND.
3. PRIOR TO FLEXAMAT PLUS INSTALLATION, SEED AND FERTILIZE SUBGRADE WITH SITE SPECIFIC SEED MIX IN ACCORDANCE WITH THE PROJECT PLANS AND SPECIFICATIONS.
4. INSTALL FLEXAMAT PLUS ROLLS THAT ARE 15.5' WIDE WITH A 12" GEOGRID EXTENSION AND 6" PLUS UNDERLAYMENT EXTENSION.
 - 4.1. INSTALL MATS SO THAT THE MATTING EXTENDS PAST THE CREST OF EITHER SIDE SLOPE FOR SLOPES STEEPER THAN 2:1, EMBED EDGE IN A 12" VERTICAL ANCHOR TRENCH. MATS SHALL BE CONTINUOUS SECTIONS ACROSS THE CHANNEL, INCLUDING AREAS PAST CREST OF SIDE SLOPES.
 - 4.2. FOR SLOPES LESS THAN 2:1, OUTSIDE LONGITUDINAL EDGES SHALL BE EMBEDDED IN A 12" 45 DEGREE ANCHOR TRENCH, ONLY IF EXPOSED TO SURFACE FLOW.
 - 4.3. INSTALLATION STARTS AT THE DOWN CHANNEL END AND MOVES UP THE CHANNEL, TOWARDS THE START OF CHANNEL OR OUTLET STRUCTURE. INSTALL UP CHANNEL MATS OVER THE GEOGRID AND UNDERLAYMENT EXTENSIONS OF DOWNSTREAM MATS. ENSURE EXTENSIONS ARE LAYING FLAT ON SUBGRADE AND UNDER ADJACENT MAT.
5. INSTALL 18" U-ANCHORS IN 2' INCREMENTS BEHIND ANCHOR TRENCH AND ACROSS MAT ABUTMENT SEAMS. INSTALL U ANCHORS PERPENDICULAR TO FLOW DIRECTLY BEHIND FIRST BLOCK OF THE UP-CHANNEL MAT. AN ALTERNATIVE TO THE 18" U-ANCHORS IS TO INSTALL 20" STAINLESS STEEL ZIP TIES IN 1' INCREMENTS ACROSS MAT ABUTMENT SEAM. ZIP TIE SHALL BE INSTALLED PERPENDICULAR TO FLOW AND ENCOMPASS A MINIMUM OF THREE CORDS OF GRID OF EITHER MAT AT ABUTMENT SEAMS.
6. AT THE INITIAL LEADING EDGE OF THE ARMORED CHANNEL, EMBED MAT 18" IN A VERTICAL ANCHOR TRENCH. FILL AND COMPACT ANCHOR TRENCH WITH SUITABLE FILL. AT ENDING EDGE OF PROTECTION, EMBED THE MAT 18" IN A TERMINATION TRENCH. THE TRENCH SHALL BE FILLED AND COMPACTED WITH SUITABLE FILL OR OTHER, AS DETERMINED BY THE ENGINEER OF RECORD.

**MOTZ
ENTERPRISES, INC.**

Flexamat

(513) 772-6689

Info@Flexamat.com

Flexamat.com

