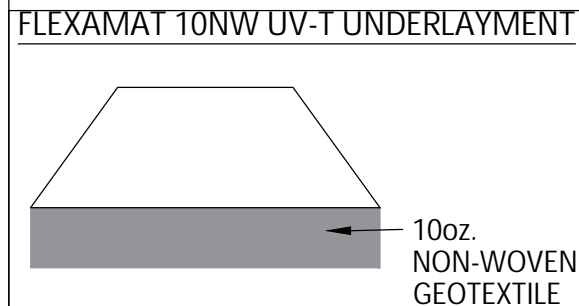
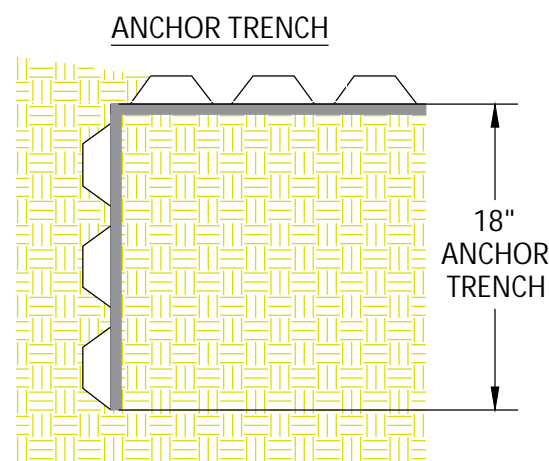
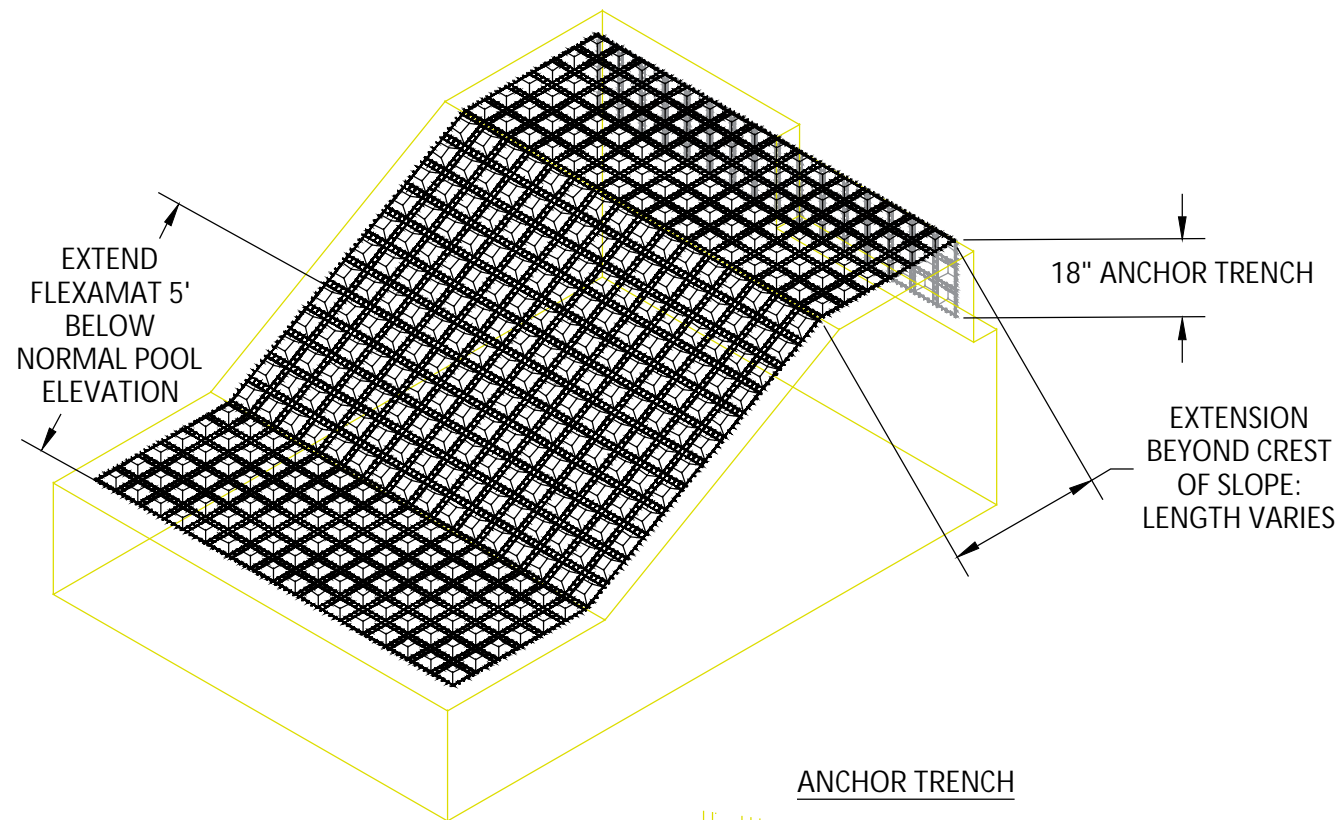
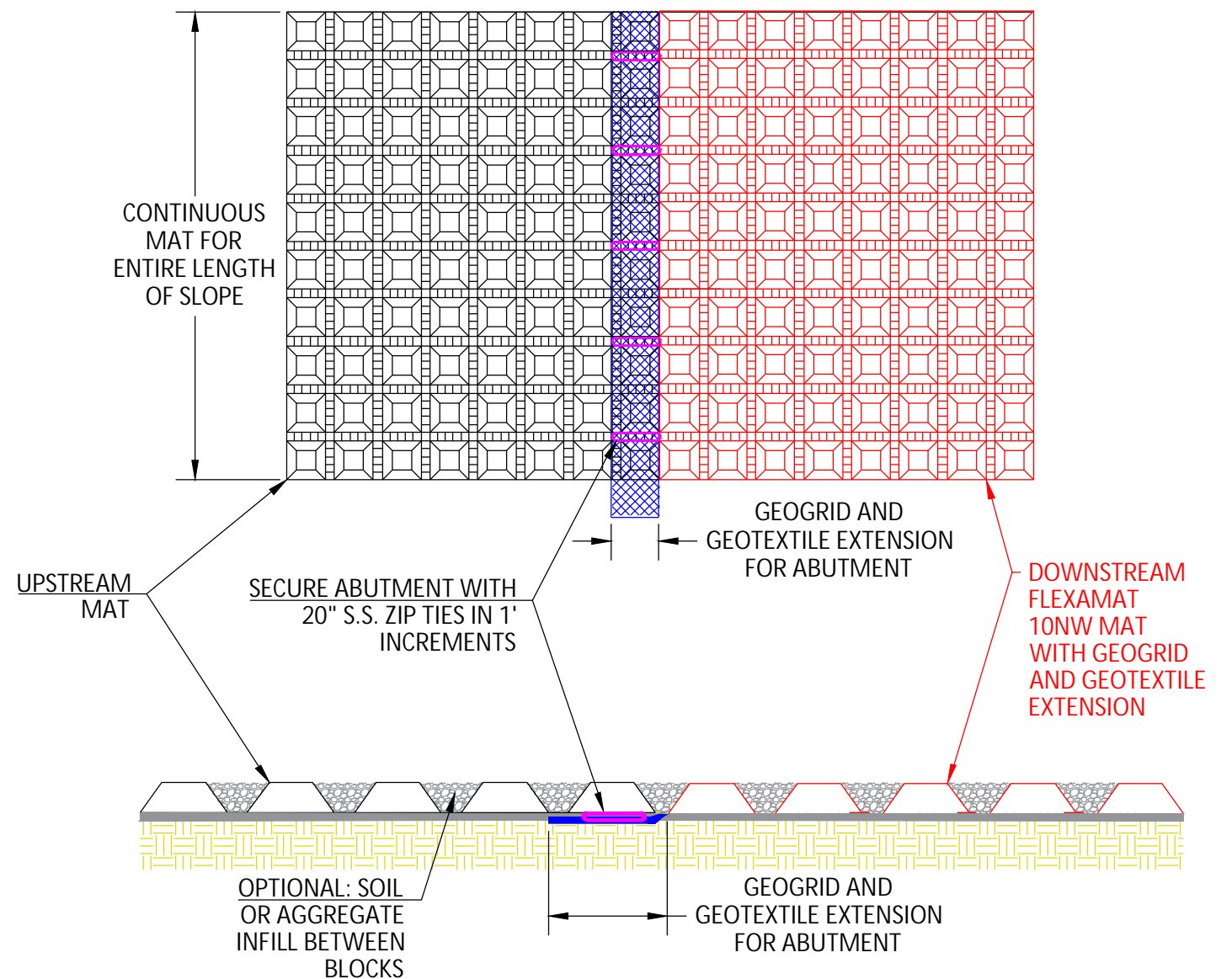


METHOD FOR INSTALLING ANCHOR TRENCHES



ABUTMENT METHOD FOR SEAMS PARALLEL WITH FLOW



FLEXAMAT 10NW - WAVE IMPACT SHORELINE ARMORING

CONSTRUCTION NOTES:

1. AN ENGINEER OR MANUFACTURERS REPRESENTATIVE SHALL BE ONSITE FOR THE START OF THE INSTALLATION.
2. ALL SUBGRADE SURFACES PREPARED FOR PLACEMENT OF MATS SHALL BE SMOOTH AND FREE OF ALL ROCKS, STICKS, ROOTS, OTHER PROTRUSIONS, OF DEBRIS OF ANY KIND.
3. INSTALL FLEXAMAT 10NW ROLLS THAT ARE 16' WIDE AND INCLUDE A GEOGRID AND GEOTEXTILE EXTENSION FOR OVERLAPPING MATS. THE TOP EDGE OF MAT SHALL BE RECESSED 18" INTO THE SLOPE. INSTALL SUBSEQUENT MATS OVER THE EXTENSION OF THE DOWNSTREAM MAT INSTALLED ADJACENT MAT. MATS SHALL BE CONTINUOUS FOR ENTIRE LENGTH OF SLOPE.
4. SECURE OVERLAP SEAMS IN 1' INCREMENTS USING 20" STAINLESS STEEL ZIP TIES. ZIP TIES SHALL ENCOMPASS AT LEAST 3 CORDS OF GEOGRID ON EACH MAT.
5. AT THE BEGINNING AND END OF THE SHORELINE/LEVEE PROTECTION, EMBED THE MAT 18" PAST THE ANTICIPATED SCOUR POINT. FILL AND COMPACT TERMINATION TRENCH WITH COHESIVE SOIL.
6. EXTEND FLEXAMAT 10NW 5' BELOW ORDINARY POOL ELEVATION.

MOTZ ENTERPRISES, INC.

Flexamat

(513)772-6689

Info@Flexamat.com

Flexamat.com

