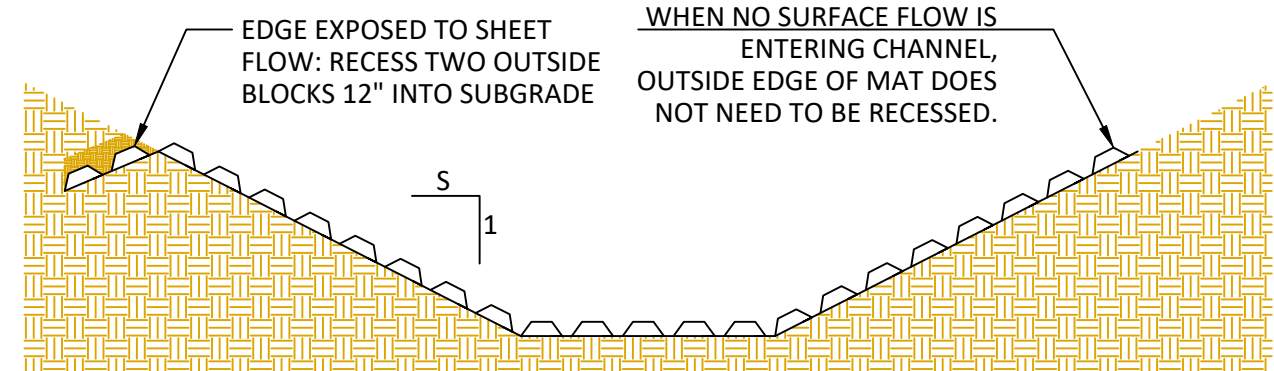
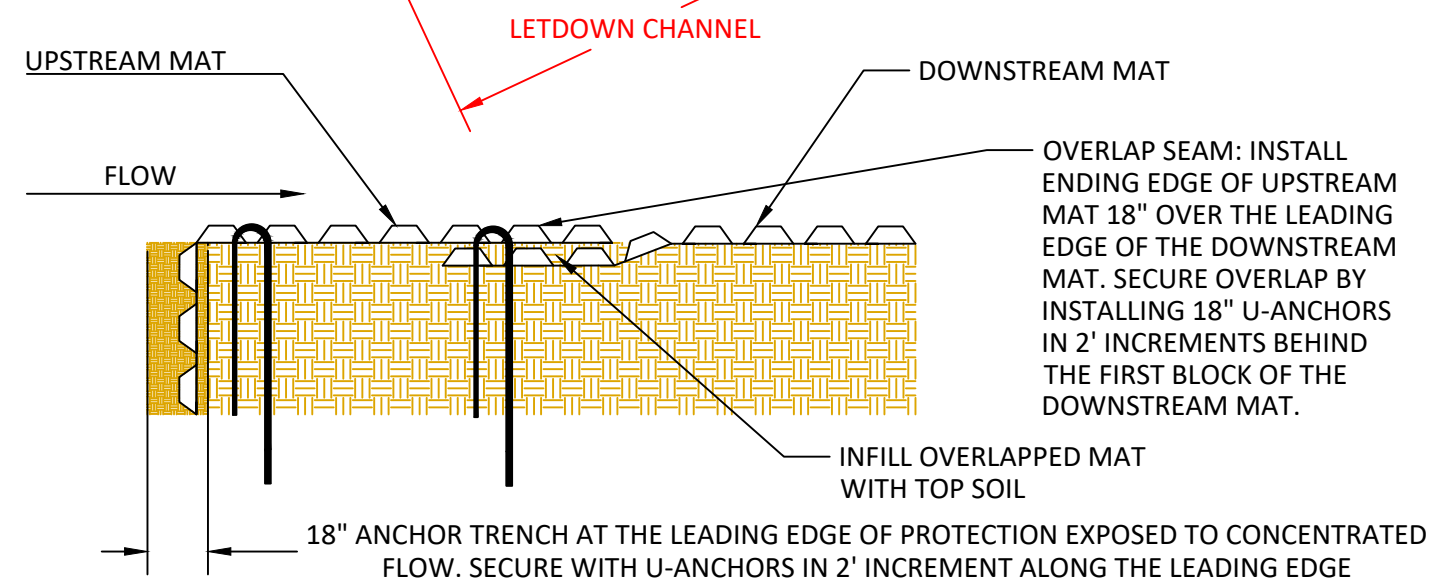
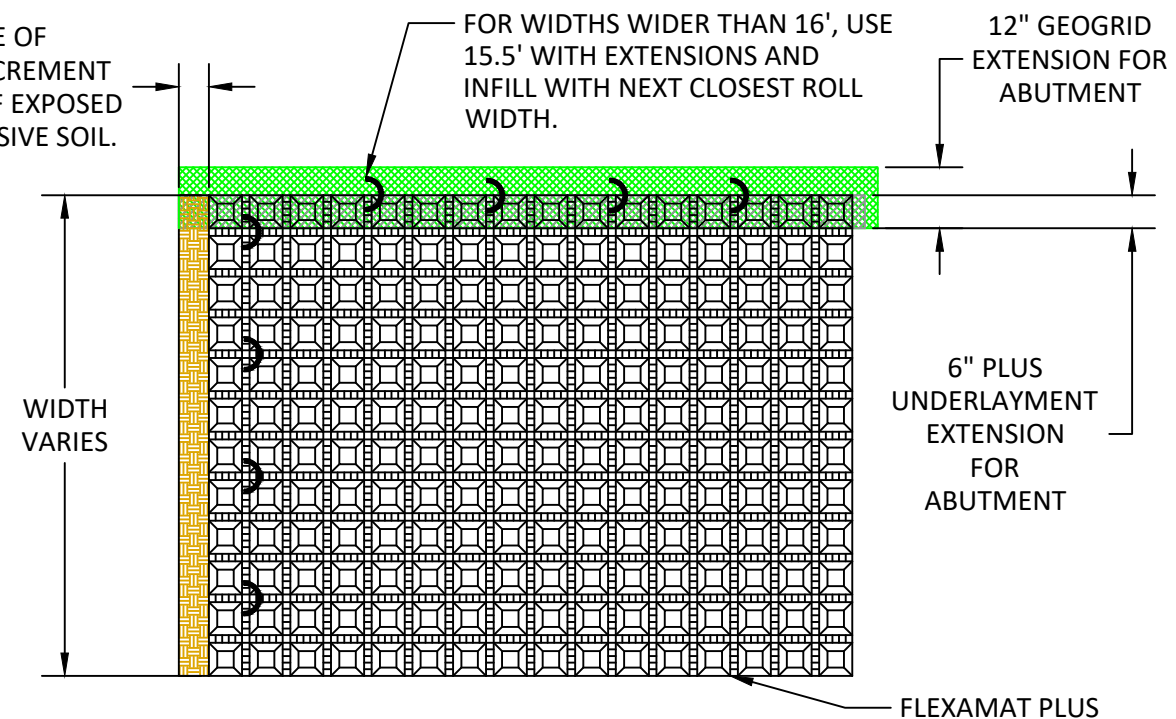


18" ANCHOR TRENCH AT THE LEADING EDGE OF PROTECTION. SECURE WITH U-ANCHORS IN 2' INCREMENT ALONG THE LEADING EDGE BEHIND FIRST ROW OF EXPOSED BLOCKS. FILL AND COMPACT TRENCH WITH COHESIVE SOIL.

CHAMFER THE DOWNSTREAM SLOPE OF DIVERSION BERM WHERE IT JOINS THE LETDOWN CHANNEL. AS THE INLET WATER FLOW JOINS THE LETDOWN WATER FLOW, THE CHAMFER PREVENTS TOE CUTTING AT THE OVERLAP SEAM AND DOWNSTREAM INLET SLOPE.

OVERLAP SEAM BETWEEN LETDOWN CHANNEL AND INLET CHANNEL. SEE GRAPHIC BELOW FOR OVERLAP SEAM METHOD.



FLEXAMAT - LETDOWN INSTALLATION DETAIL

CONSTRUCTION NOTES:

1. GRADE CHANNEL SO THAT WATER WILL FLOW DOWN THE CENTER OF THE CHANNEL AND BE CONTAINED TO THE CHANNEL. ALL SUBGRADE SURFACES PREPARED FOR PLACEMENT OF MATS SHALL BE SMOOTH AND FREE OF ALL ROCKS, STICKS, ROOTS, OTHER PROTRUSIONS, OR DEBRIS OF ANY KIND. THE PREPARED SURFACE SHALL PROVIDE A FIRM UNYIELDING FOUNDATION FOR THE MATS.
2. APPLY SEED DIRECTLY TO THE PREPARED SOIL PRIOR TO FLEXAMAT INSTALLATION. USE SEED PER PROJECT SPECIFICATIONS.
3. INSTALL FLEXAMAT ROLLS. AVAILABLE WIDTHS ARE 4', 5.5', 8', 10', 12', 16', & 15.5' (WITH 6" PLUS UNDERLAYMENT EXTENSION AND 12" GEOGRID EXTENSION) AVAILABLE IN CUSTOMER LENGTHS. FOR WIDER WIDTHS, INSTALL MATS ADJACENT TO EACH OTHER. (CONTACT MANUFACTURER FOR DETAIL ADDRESSING LONGITUDINAL SEAMS.)
4. AT THE TOP OF THE CHANNEL, THE INITIAL LEADING EDGE OF FLEXAMAT EXPOSED TO CONCENTRATED FLOWS SHALL BE EMBEDDED 18" VERTICALLY INTO THE SUBGRADE TO SERVE AS AN ANCHOR TRENCH. THE TRENCH SHALL BE FILLED AND COMPACTED WITH SUITABLE FILL OR OTHER (AS SPECIFIED BY EOR).
5. FOR ADDITIONAL SECTIONS OF MAT, OVERLAP THE DOWNSTREAM SECTION 18" WITH UPSTREAM SECTION OF MAT. PRIOR TO INSTALLING OVERLAP, FLIP UPSTREAM MAT BACK 24". EXCAVATE 2.25" OF TOPSOIL 18" FROM THE END OF THE UPSTREAM MAT. DOWNSTREAM SECTION IS LAID IN THE SHALLOW TRENCH. LIGHTLY SPREAD TOPSOIL OVER INITIAL EDGE OF DOWNSTREAM MAT.
6. INSTALL 18" U-ANCHORS IN 2' INCREMENTS ACROSS THE OVERLAP. INSTALL ANCHORS DIRECTLY BEHIND BLOCKS. U-ANCHORS CONSIST OF #3 REBAR U-ANCHOR WITH 18" LEGS.
7. AT THE END OF THE ARMORED CHANNEL, EMBED THE MAT 18" IN A TERMINATION TRENCH. FILL AND COMPACT TERMINATION TRENCH WITH COHESIVE SOILS.
8. FOR APPLICATIONS WHERE DIVERSION BERMS DIRECT WATER FLOW INTO THE MAIN FLEXAMAT LETDOWN CHANNEL, THE DIVERSION BERMS MUST BE ARMORED WITH FLEXAMAT TO THE TOP OF THE BERM.

MOTZ ENTERPRISES, INC.

Flexamat

Telephone: (513)772-6689
Email: Info@Flexamat.com
Webstie: Flexamat.com

